

# WHISPERJET SERIES



## DESCRIPTION

The WhisperJet Fan Kits combine the advanced technology of the mixed-flow in-line fan together with the high performance CC Series circular attenuators. This creates a powerful, very low noise solution for small ventilation applications. There are two types of kits in the series, the WhisperJet and the WhisperJet Silent series.

**WhisperJet series:** Combines two CC..M circular attenuators with the reliable and proven mixed-flow ProVent fan. There are 2 diameter sizes in the range available, 150 and 200mm.

**WhisperJet Silent series:** Combines two CC..M circular attenuators with the revolutionary high performance, low noise mixed-flow TD Silent fan. There are 4 sizes in this range extending from 150 to 315mm diameter.

## Typical Applications

Designed for the exhaust or supply of air to noise sensitive areas such as conference/seminar rooms and libraries, as well as homes, apartments and hotels. Also ideal for warm and cool air transfer systems.

## Features

- A very quiet and compact high performance fan system.
- All models are designed for direct connection to standard diameter circular ducting.
- Fan body can be easily removed for maintenance without disturbing the duct system.
- Integrated mounting foot on fan makes installation easier.
- Fan in WhisperJet series includes two speed switch. Fan in WhisperJet Silent series is wired in high speed.
- Plug and lead included for easy installation.

## Construction

### WhisperJet series:

The casings are of reinforced, injection moulded polypropylene plastic. The mixed-flow impellers are of injection moulded plastic.

### WhisperJet Silent series:

Models 150 and 200 - casings manufactured from reinforced, injection moulded, polypropylene plastic. Impellers are made of injection moulded plastic.

Models 250 and 315 - casings manufactured from epoxy coated steel. Impellers are made of aluminium.

## Motors

Type - 2-speed, squirrel cage induction motor.

Electricity supply - 230V, single-phase, 50Hz.

Bearings - sealed for life, ball.

Speed-controllable using VA type speed controllers in high speed only.

Class B Insulation, IP44.

See pages O-3/4 for details of these motors.

## Internal Thermal Protection

Manual-reset thermal overload protection device in accordance with mandatory requirement for in-duct fans AS/NZS60335-2-80:2016



Scan the QR Code to view more information online.



## Testing

WhisperJet series: Air flow to ISO5801:Part1.1997. Noise to BS848:Part 2, 1985

WhisperJet Silent series: Air flow tests to ISO5801:Part1, 1997 and AMCA 210-99

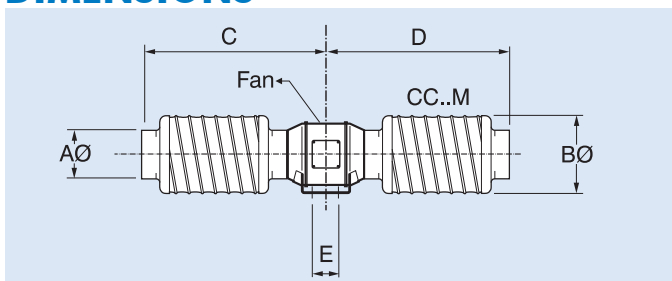
Noise to BS848:Part 2:1985

## TECHNICAL DATA

Model Number	Fan Speed rev/sec	WJ.. 1 ph. Watts	Amps	Approx. weight kg.
WJ-150RILKIT	42 / 33	50 / 44	0.22 / 0.19	5.9
WJ-200RILKIT	42 / 33	120 / 100	0.50 / 0.45	10.3
WJ-150SILKIT	42 / 33	50 / 44	0.22 / 0.19	9.2
WJ-200SILKIT	46 / 41	95 / 90	0.45 / 0.43	12.3
WJ-250SILKIT	42 / 36	197 / 145	0.83/ 0.61	23.8
WJ-315SILKIT	44 / 38	297 / 191	1.28 / 0.79	33.2

Values shown are High Speed / Low Speed

## DIMENSIONS



Model Number	Dimensions, mm				
	AØ	BØ	C	D	E
WJ-150RILKIT	150	265	718	718	80
WJ-200RILKIT	200	317	721	721	100
WJ-150SILKIT	150	267	802	802	250
WJ-200SILKIT	200	317	844	844	340
WJ-250SILKIT	250	367	900	900	400
WJ-315SILKIT	315	417	1463	1463	520

## SUGGESTED SPECIFICATION

The in-line fan and silencer kits shall be of the WhisperJet Series as supplied by Fantech Pty Ltd and be of the model numbers shown on the schedule/drawings.

Casings shall be manufactured from reinforced, injection moulded, polypropylene plastic or epoxy coated steel.

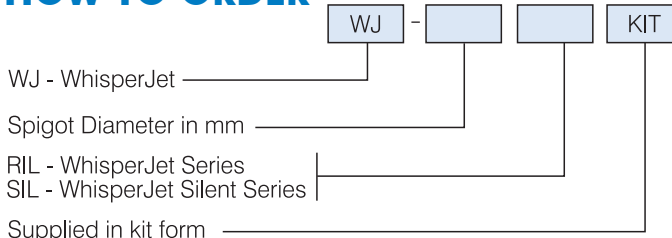
Impellers shall be of mixed-flow design and manufactured from injection moulded plastic or aluminium. They shall be driven by a single-phase motor with manual-reset thermal overload protection.

The fan shall include an integral mounting foot, plug and lead and specially designed support brackets to enable motor removal.

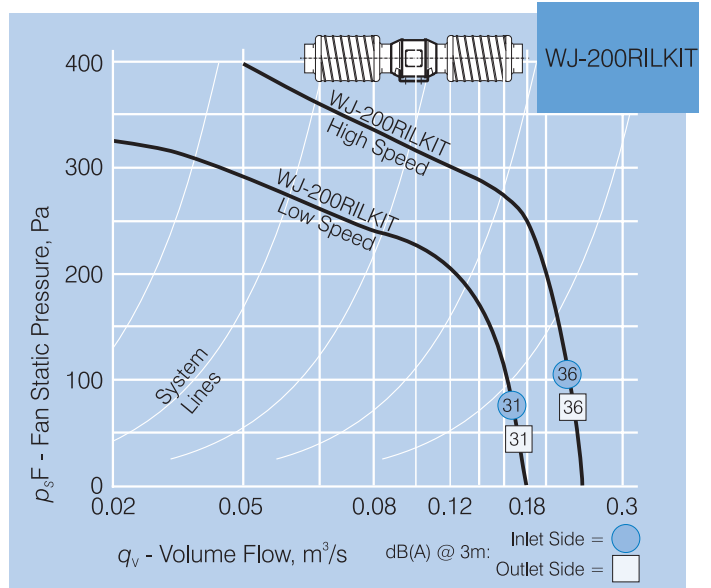
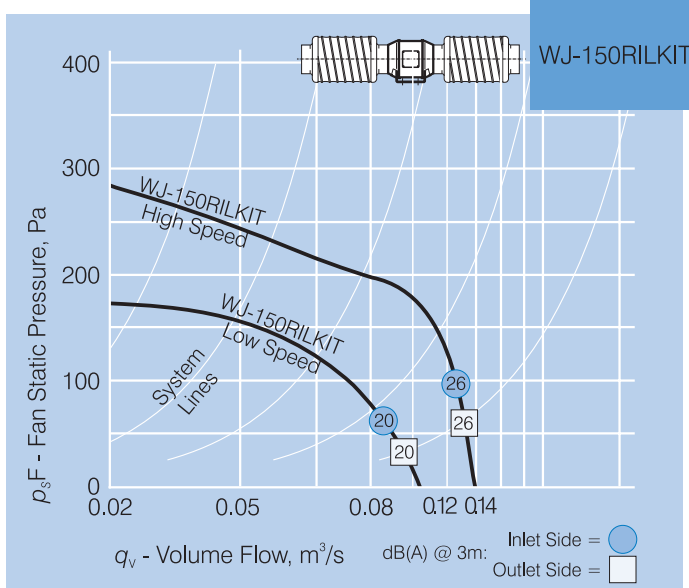
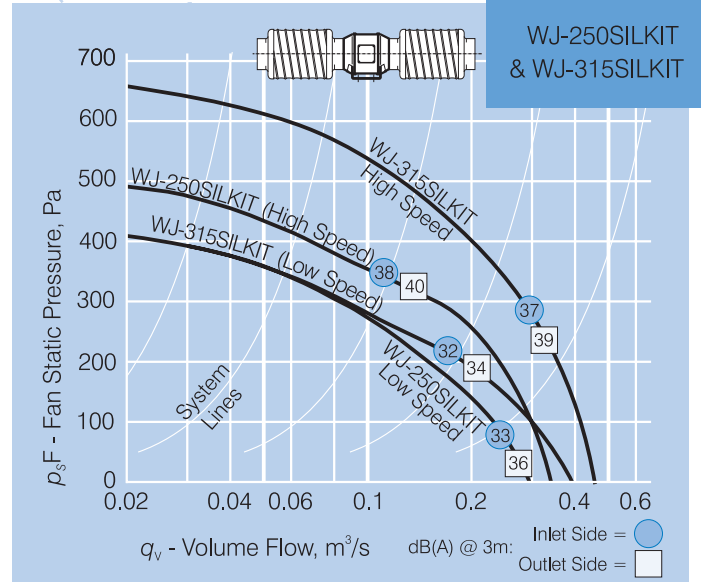
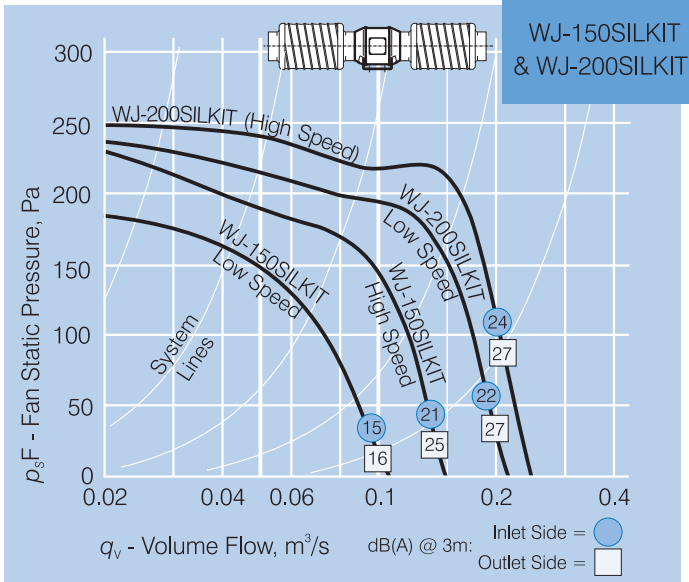
The attenuators shall be of the CC Series circular M type as designed by Fantech.

All fans shall be fully tested to ISO5801:Part1.1997 for air flow and BS848:Part 2:1985 for noise.

## HOW TO ORDER



# WHISPERJET SERIES



## SOUND POWER LEVELS

Model Number	Inlet / Outlet	High Speed / Low Speed	In-duct Sound Power Levels - with Kit								Kit Avg dB(A) @ 3m	Fan Only, dB(A) @ 3m
			63	125	250	500	1k	2k	4k	8k		
150SIL	Outlet	HS	54	42	52	43	34	11	21	20	25	41
	Inlet	HS	44	40	47	41	32	15	23	24	21	40
	Outlet	LS	44	38	43	35	25	2	10	9	16	33
	Inlet	LS	44	38	40	35	25	5	14	12	15	33
200SIL	Outlet	HS	65	56	49	44	22	35	39	35	27	44
	Inlet	HS	48	49	46	41	21	35	38	34	24	42
	Outlet	LS	60	56	54	39	18	31	34	30	27	40
	Inlet	LS	47	46	48	38	21	31	33	30	22	40
250SIL	Outlet	HS	55	59	65	60	44	47	41	39	40	53
	Inlet	HS	57	56	66	51	34	44	45	43	38	47
	Outlet	LS	54	57	61	56	39	41	36	33	36	49
	Inlet	LS	60	53	61	47	29	39	40	38	33	42
315SIL	Outlet	HS	60	67	67	52	41	48	41	43	39	55
	Inlet	HS	56	61	64	47	33	47	50	49	37	59
	Outlet	LS	56	65	61	47	34	41	34	35	34	48
	Inlet	LS	56	59	60	41	26	39	43	41	32	44
150RIL	Outlet	HS	51	42	54	42	36	25	35	28	26	46
	Inlet	HS	51	42	54	42	36	25	35	28	26	46
	Outlet	LS	45	36	48	36	30	19	29	22	20	40
	Inlet	LS	45	36	48	36	30	19	29	22	20	40
200RIL	Outlet	HS	60	58	61	49	31	46	50	40	36	52
	Inlet	HS	60	58	61	49	31	46	50	40	36	52
	Outlet	LS	55	53	56	44	26	41	45	35	31	47
	Inlet	LS	55	53	56	44	26	41	45	35	31	47