


A



## DESCRIPTION

The Vogue Series of modern ceiling/wall mounted fans is suitable for commercial and light industrial applications where powerful air flow and pressure performance are required.

## Typical Applications

Suitable for a broad range of commercial and industrial exhaust applications, ie. laundries, cellars and bars.

## Features

- Modern square plate, flush to the ceiling design.
- Choice of speeds available.
- Sturdy and robust construction.
- Quick fitting swing locks retain the fan in place in suspended ceilings or plasterboard walls and ceilings.
- Holes incorporated for fixing to brick or concrete.
- Grille can be easily removed for cleaning.
- Can be used for ducted systems.
- Can be mounted in any position.
- Range of matched ancillaries are also available.
- Models include plug and lead.
- Reverse air flow can be provided (see Special Note)\*.

## Construction

The fan plate is of injection-moulded ABS plastic and the impellers are of galvanised steel with a black powder coated finish. The grille can be readily removed for cleaning. Access for wiring is from the rear.

## Motors

Type - external rotor, squirrel cage induction motor.  
 Electricity supply - single-phase 230V, 50Hz  
 Bearings - sealed-for-life, ball.  
 Speed-controllable.  
 Motor protection IP44.  
 See pages O-2/3 for details on these motors.  
 If flameproof motors are required, refer to page A-26/27 for full selection information.

## Internal Thermal Protection

Thermal contacts fitted as standard on all sizes.


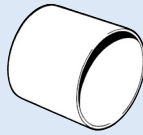


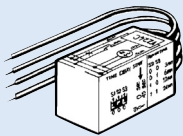
## Testing

Air flow tests to ISO5801:2004  
 Noise tests to BS848:Part 2 1985

## \*Special Note

Derate the air flow by at least 20% if the air flow direction is reversed.  
 Not suitable for mounting above cook tops in kitchen applications. Refer to Ring Plate Series, see page A-8.

## ANCILLARY EQUIPMENT

 VCW..DA - Duct Adapter Ref. A-7	 WT - Wall tube Ref. J-11	 Ducting, Louvres & Grilles Ref. L-6/14
 VA - Speed controller Ref. M-5	 VZ - Run-on timer Ref. M-14	

## TECHNICAL DATA

Model Number	Free Air m <sup>3</sup> /s	Fan Speed rev/sec	Avg. dB(A) @ 3m	VCW.. 1 ph. Watts	1 ph. Amps*	Max. °C
<b>202</b>	0.22	43	52	70	0.36	50
<b>204</b>	0.13	24	39	30	0.14	60
<b>254</b>	0.28	23	40	60	0.28	60
<b>302</b>	0.66	41	62	180	0.79	50
<b>304</b>	0.48	22	47	90	0.41	50
<b>306</b>	0.36	16	37	50	0.23	50

\* Amperages shown are a guide only. Refer to our Sales Department for accurate figures at time of order.

## NOISE DATA

Model Number	In-duct Sound Power Levels L <sub>w</sub> dB re 1pW							
	VCW..	63	125	250	500	1k	2k	4k
<b>202</b>	78	69	68	66	69	65	60	
<b>204</b>	60	70	54	56	54	49	40	
<b>254</b>	63	64	57	57	57	54	47	
<b>302</b>	63	66	74	75	80	75	71	
<b>304</b>	60	64	64	61	64	62	55	
<b>306</b>	53	57	55	53	54	52	44	

## SUGGESTED SPECIFICATION


The fans shall be of the Vogue Series designed and manufactured by Fantech Pty Ltd.

The axial impellers shall be direct-driven by speed-controllable external rotor motors with integral thermal protection.

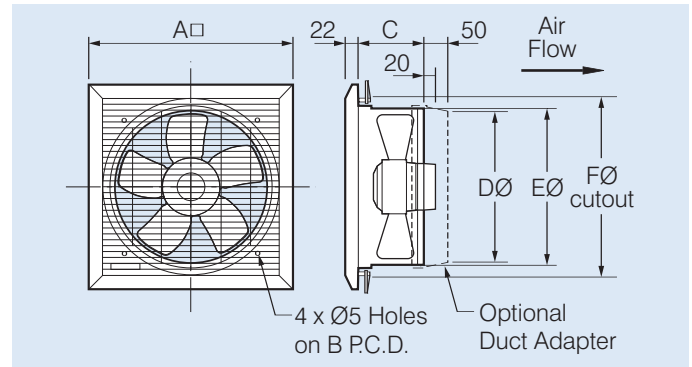
The square plates shall be of ABS plastic and the impellers from powder coated, galvanised steel.

All models shall be fully tested to ISO5801:2004 for air flow and BS848:Part 2, 1985 for noise.

## HOW TO ORDER



## DIMENSIONS



Model Number	Dimensions, mm						App. Wt. kg	
	VCW..	A	B Ø	C	D Ø	E Ø		F Ø
202		295	268	100	197	208	255	2.3
204								
254		347	320	110	247	259	305	2.8
302								
304		398	371	115	297	310	355	3.8
306								

## DUCT ADAPTER



### Features

The optional Vogue duct adapter allows standard sized duct to be easily fitted to the fan. It simply slides onto the fan's spigot and is secured with duct tape. Like the Vogue fan it is made from durable ABS plastic.

**VCW20DA** - suits VCW202, VCW204

**VCW25DA** - suits VCW254

**VCW30DA** - suits VCW302, VCW304, VCW306

### How to Order

Select the model that suits the required fan from the list shown.



Scan the QR Code to view more information online.

