



TECHNICAL DATA

Model	Nom. Speed rev/sec	Avg. dB(A) @ 3m		Motor kw	
		Low Air Flow	High Air Flow	CGE.. 1 ph.	CGD.. 3 ph.
354	24	53	52	0.55	0.55
356	16	44	44	-	0.37
404	24	57	55	0.55	0.55
406	16	45	45	-	0.37
454	24	60	58	0.75	0.75
456	16	48	47	-	0.37
504	24	63	62	1.50	1.10
506	16	51	51	-	0.37
564	24	66	66	-	2.20
566	16	55	55	-	0.55
634	24	70	71	-	4.00
636	16	61	59	-	1.10
638	12	47	51	-	0.55
716	16	64	62	-	2.20
718	12	49	54	-	1.10

Amperages for motors can be obtained at time of order.

DESCRIPTION

The GE Series of vertical exhaust centrifugal roof units has been specifically designed to exhaust grease and oil laden air from applications such as fast food and restaurant kitchens. The design incorporates a grease/water separator which plumbs excess water away from the unit while retaining the oil in a reservoir for later removal.

There are 7 sizes in the range extending from 350 to 710mm diameter.

Typical Applications

Exhausts grease and oil laden air from fast food shops, cafes and restaurant kitchens.

Features

- Choice of speeds available.
- Fitted with a high performance backward-curved centrifugal fan.
- Quick release toggle clamps on windband provide easy access for cleaning and maintenance of impeller.
- Backward tilting fan body allows easy access for cleaning unit base.
- Grease/water separator retains oil in a reservoir for later removal.

Construction

Galvanised steel construction with a powder-coated finish. Windband and top-cap are UV-stabilised plastic. Backward-curved centrifugal impellers.

Motors

Type - standard squirrel cage induction motors
 Electricity supply - single or three-phase to suit a wide range of voltages and frequencies
 Bearing - sealed-for-life, ball
 Speed-controllable using variable speed drives
 See pages O-3/4 for details on these motors

Internal Thermal Protection

Thermistors can be supplied on request

Testing

Air flow to ISO 5801: 2007
 Noise tests to ISO3744: 2010

Wiring Diagram

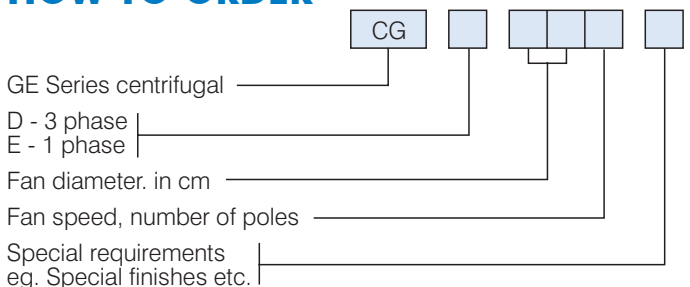
See pages N-6/7, diagrams DD 1, 2, 3, 8, 9.

NOISE DATA

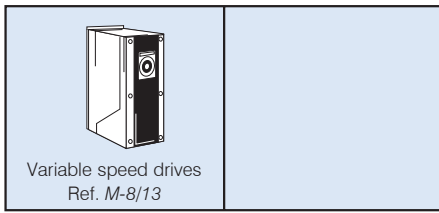
Model	CGD..	CGE..	In-Duct Spectrum Corrections, dB*							
			63	125	250	500	1k	2k	4k	8k
354	Inlet		80	78	74	71	62	64	63	53
356	Inlet		77	69	66	63	58	52	47	44
404	Inlet		83	81	76	73	66	67	67	60
406	Inlet		78	73	67	64	59	55	52	48
454	Inlet		85	83	78	75	69	70	70	66
456	Inlet		78	77	68	65	60	58	56	52
504	Inlet		88	88	83	77	74	74	74	70
506	Inlet		81	80	73	67	63	61	59	57
564	Inlet		92	93	89	80	79	78	78	76
566	Inlet		84	84	78	70	67	65	63	62
634	Inlet		95	99	95	83	84	82	83	81
636	Inlet		87	88	83	73	71	69	67	67
638	Inlet		79	78	74	65	65	60	61	57
716	Inlet		90	91	86	76	74	72	70	70
718	Inlet		82	81	77	68	68	63	64	60

* Sound Power Levels shown are the highest for each fan model

HOW TO ORDER



ANCILLARY EQUIPMENT



SUGGESTED SPECIFICATION

The roof ventilators shall be of the GE Series roof vertical exhaust type as designed and manufactured by Fantech Pty Ltd. Impellers shall be backward-curved centrifugal design. The housing shall incorporate a grease/water separator and grease reservoir. Access for impeller cleaning shall be by removal of the windband via quick release toggle clamps. Access for cleaning the base shall be via a tilt back fan body.

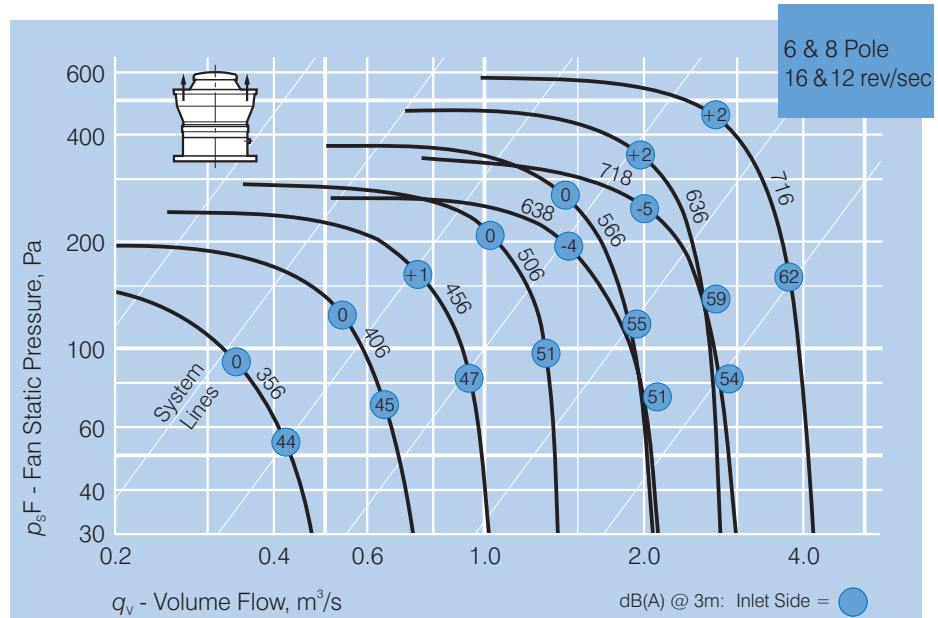
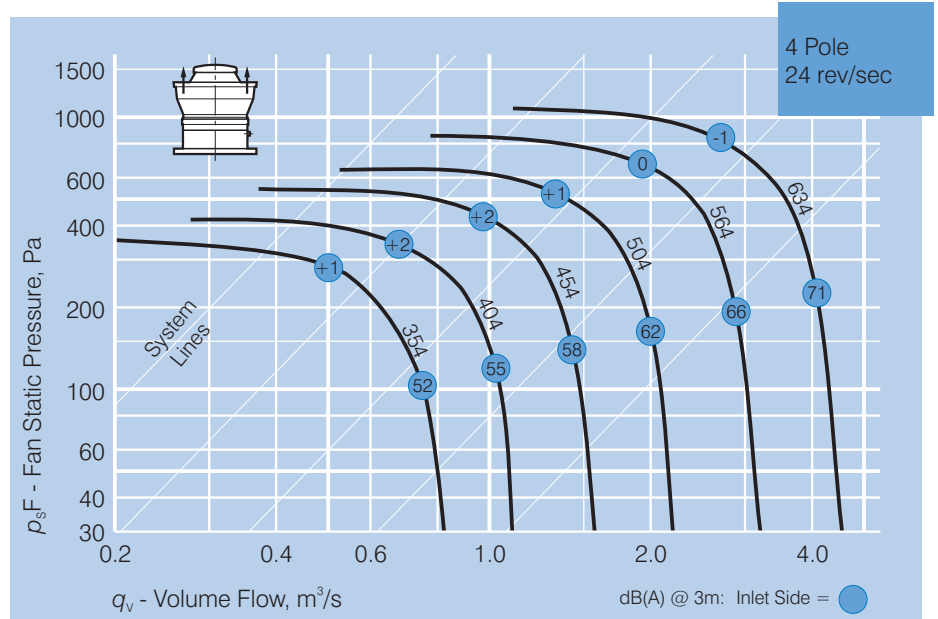
All models shall be fully tested as a complete assembled unit to BS848:Part1, 1980 for air flow and BS848:Part 2 for noise.

Special Notes

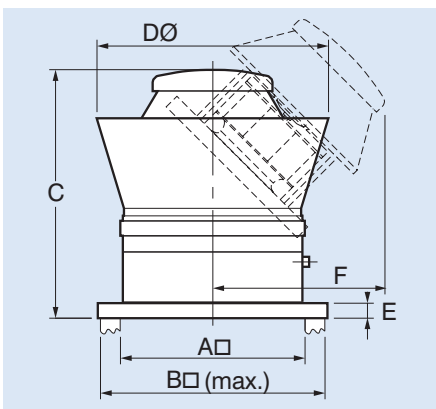
- Designed for vertical exhaust only.
- Designed for mounting on horizontal upstands only.



Scan the QR Code to view more information online.



DIMENSIONS



Model CGD.. CGE..	Dimensions, mm						Approx. Weight kg
	A□	B□(max)	C	DØ	E	F	
35.	520	620	801	667	50	850	51
40.							55
45.							78
50.	800	900	942	928	60	1077	82
56.							92
63.	930	1020	1276	1290	160	1425	192
71.							139