

EZIFIT THRU WALL

A



DESCRIPTION

The Ezifit Thru Wall is an exterior surface mounted exhaust fan that is very powerful and easy to install. It is ideal for downstairs toilets, laundries and kitchens, or retrofitting an existing in-line fan system. It provides easy access for cleaning and is suitable for applications requiring long lengths of duct.

Typical Applications

Exhaust from range hoods, laundries, bathrooms, ensuites, wine cellars, bars and clothes dryer venting in residential or light commercial premises. Particularly suited to applications where space is limited.

Features

- Designed for exterior wall surface mounting.
- Compact design makes it ideal for installing into tight spaces.
- Provides quiet, powerful exhaust.
- Can be used with a variable speed controller.
- Grey Colorbond finish that can be painted to match wall colour.
- Standard model fitted with insect-proof mesh.
- Bush Fire Compliant model fitted with high quality bronze mesh.
- Connects to 150mm diameter duct.
- Can exhaust from a number of points.

Construction

Metal cover with shade grey Colorbond finish.
Insect-proof mesh included.
Backward-curved centrifugal fan with non-stalling characteristics.

Motors

Type - external rotor, squirrel cage induction motor.
Electricity supply - 230V, single-phase, 50Hz.
Bearings - sealed for life ball.
Speed-controllable using electronic speed controller.
Class B motor, IP44 rated.
See pages O-2/3 for details on these motors.

Internal Thermal Protection

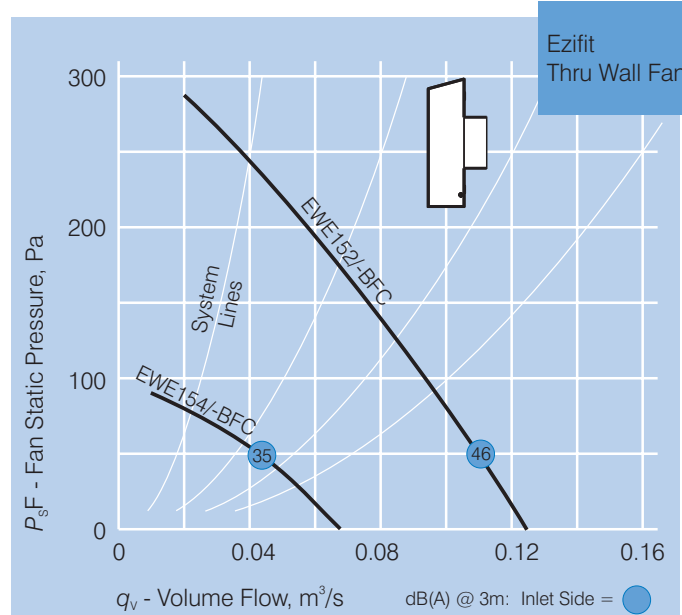
Manual-reset thermal protection

Testing

Air flow tests to ISO5801:1997
Noise tests to BS848:Part 2 1985

Wiring Diagram

See section N



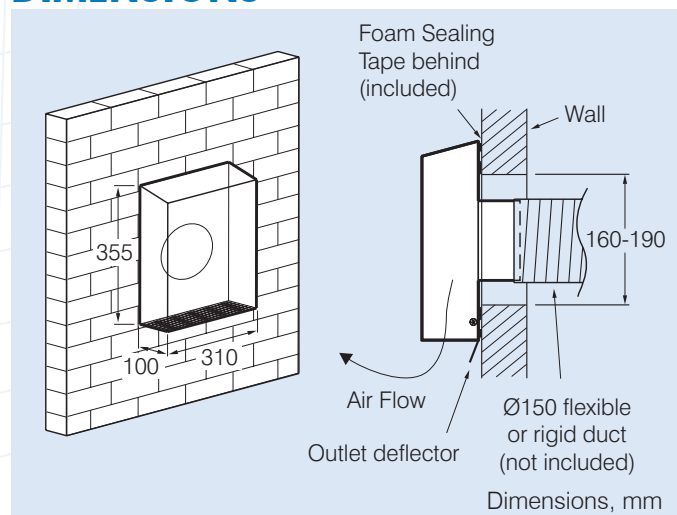
Special Notes

Bush Fire Compliant models developed and tested for ducted applications. They include high quality bronze mesh that provides ember protection. Compliant to AS3959:2009 up to and including BAL-40.

TECHNICAL DATA

Model Number	Fan Speed rev/sec	Avg dB(A) @ 3m	EWE.. 1 ph. Watts	1 ph. Amps	App. Wt. kg
EWE152/-BFC	42	46	70	0.30	4
EWE154/-BFC	24	35	30	0.16	4

DIMENSIONS



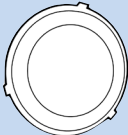
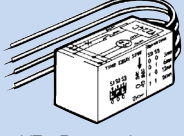
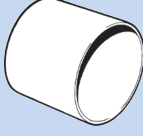


SUGGESTED SPECIFICATION

The exterior surface mounted exhaust fans shall be of the Ezifit Thru Wall Series as designed and manufactured by Fantech Pty Ltd and be of the model numbers shown on the schedule/drawings.

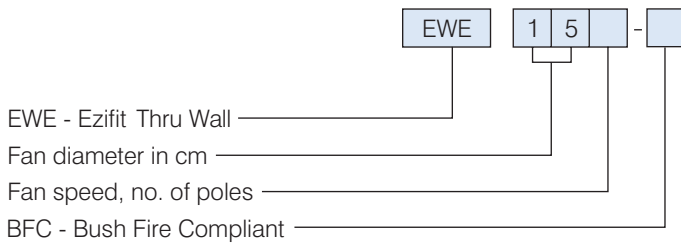
The impellers shall be backward-curved centrifugal with non-stalling characteristics. It shall be fitted with a Class B motor with an IP44 rating. Thermal protection shall be manual-reset. Cover shall be manufactured from metal with a shade grey Colourbond finish and include insect-proof mesh. All models shall be fully tested to ISO5801:1997 for air flow and to BS848:Part 2, 1985 for noise.

ANCILLARY EQUIPMENT

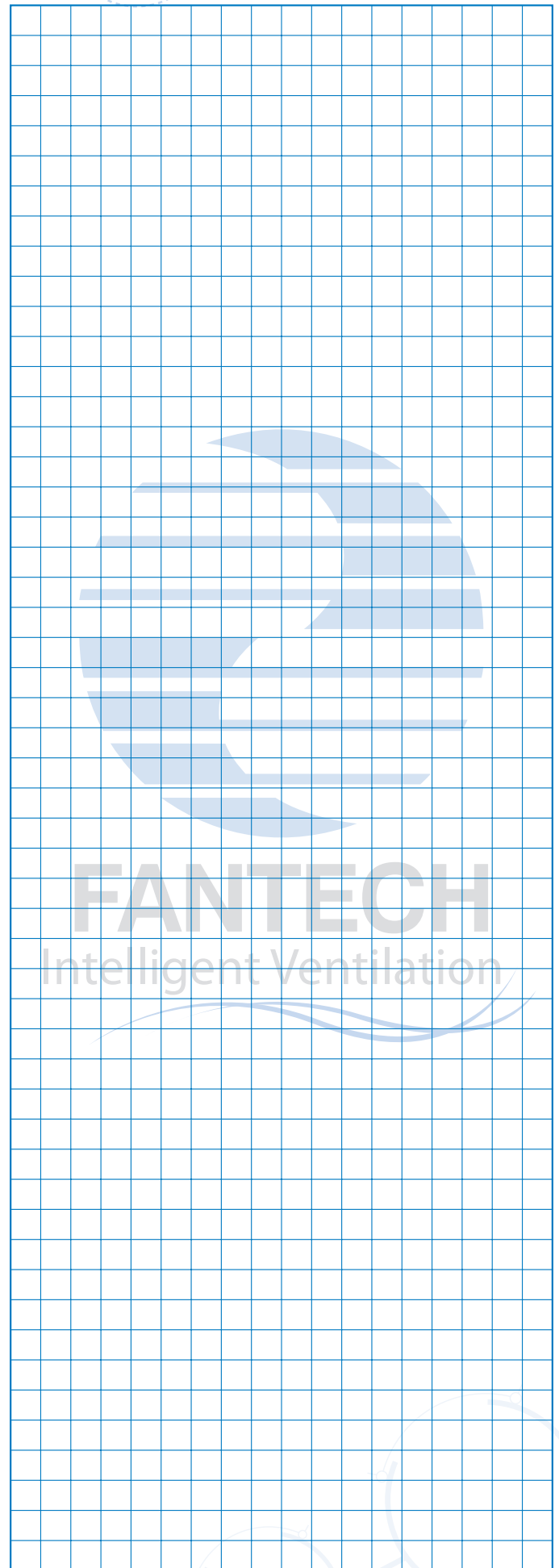
 <p>VA - Speed controller Ref. Section M</p>	 <p>Backdraft dampers Ref. Section J</p>	 <p>Ceiling Grilles Ref. Section L</p>
 <p>VZ - Run-on timer Ref. Section M</p>	 <p>WT - Wall tube Ref. Section J</p>	

HOW TO ORDER

Select the model that exhausts closest to your requirements.
If the performance falls between the two models, the one handling the most air should be selected



Scan the QR Code to view more information online.



A