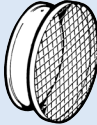
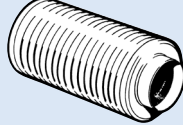
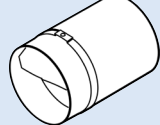


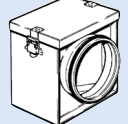



# TD EVO VAR SERIES



## ANCILLARY EQUIPMENT

 MRJ - Inlet grille Ref. Section J	 CC - Attenuators Ref. Section H	 SJK - Backdraft Damper Ref. Section J
 RSK - Backdraft Dampers Ref. Section J	 FC - Fast clamp Ref. Section J	 FGR - Filter Unit Ref. Section J
 0-10V Speed Controller Ref. Section M		

## DESCRIPTION

The TD EVO VAR in-line fan has been designed to provide highly efficient, mixed-flow performance with low energy consumption for domestic and commercial applications. It takes advantage of an integrated variable speed controller that can be adjusted locally on the fan, or remotely via a 0-10V or 4-20mA analogue input signal.

The TD EVO VAR also comes standard with an on-board, adjustable 1 to 30 minute run-on-timer that allows steam and odour to be exhausted after leaving the room.

There are 6 models in the range matching standard duct sizes from 100 to 315mm diameter.

### Typical Applications

Designed for the ventilation of toilets, bathrooms, ensuites, laundries and kitchens in homes, hotels, apartments and commercial buildings. Suitable for both supply and exhaust air applications and the transfer of warm and cool air from one room to another.

### Features

- Speed controllable via on-board potentiometer or external 0-10V or 4-20mA signal
- Optimised impeller, guide vanes, and outlet diffuser for low noise operation
- Main fan body is easily removed without dismantling ducting
- Highly efficient single-phase AC motor
- Fan can be mounted in any position
- Junction box can be rotated to any position
- Integrated run-on-timer (0, 1, 5, 15 and 30 minutes)

### Construction

Casings manufactured from reinforced, injection moulded, polypropylene plastic. Impellers are made of injection moulded plastic and are a mixed-flow design.

### Motors

Type – Single-speed, squirrel cage induction motor  
Electricity supply – 220-240V, single-phase, 50/60Hz  
Bearings - sealed for life, ball  
Integrated variable speed controller that can be adjusted locally on the fan, or remotely via a 0-10V or 4-20mA analogue input signal  
On-board, adjustable 1 to 30 minute run-on-timer  
Class F Insulation, IP44  
See pages O-3/4 for details of these motors

### Internal Thermal Protection

Manual-reset thermal overload protection device in accordance with mandatory requirements for in-duct fans AS/NZS60335-2-80:2016.

### Testing

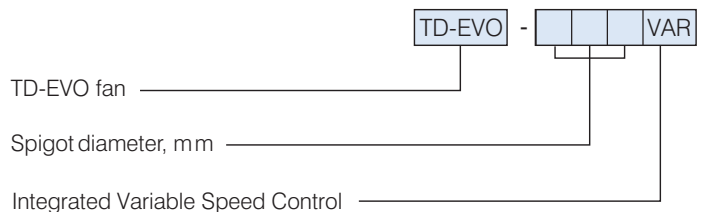
Air flow tested to ISO5801:Part1, 1997  
Noise tested to ISO 13347-3 2004

## TECHNICAL DATA

Model	Fan Speed rev/sec	Avg. dB(A) @ 3m*	TD-EVO-..1ph Watts	Amps	Max. amb °C
<b>100VAR</b>	41	31	16	0.1	60
<b>125VAR</b>	39	36	29	0.1	60
<b>150VAR</b>	44	44	45	0.2	60
<b>200VAR</b>	45	47	107	0.5	60
<b>250VAR</b>	45	52	181	0.8	60
<b>315VAR</b>	44	56	273	1.1	60

\* Inlet Sound Levels

## HOW TO ORDER



## SUGGESTED SPECIFICATIONS

The In-line fans shall be of the TD EVO VAR Series as supplied by Fantech Pty. Ltd.

Impellers shall be of mixed-flow design and driven by single-phase motors with thermal overload protection.

Fans shall include integrated variable speed controller that can be adjusted locally on the fan, or remotely via a 0-10V or 4-20mA analogue input signal. It will come standard with an on-board, adjustable 1 to 30 minute run-on-timer.

They shall include an integral mounting foot and the fan body able to be removed without disturbing connecting ductwork.

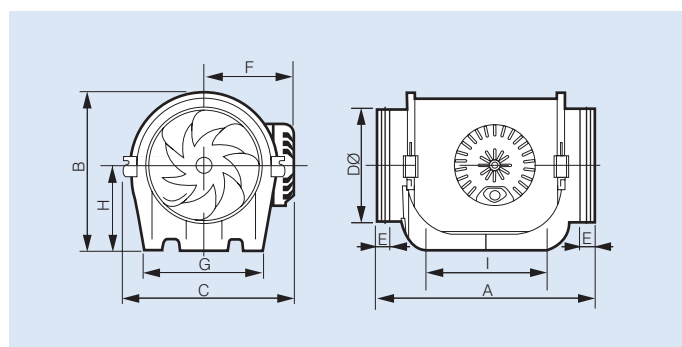
All models shall be fully tested to ISO5801: Part1, 1997 for air flow and ISO 13347-3 2004 for noise.

## NOISE DATA

Model Number TD-EVO-..	Type	Avg. dB(A) @ 3m	Free Field Inlet/Outlet, and Breakout Sound Power Levels LwdB re 1pW							
			63	125	250	500	1k	2k	4k	8k
100VAR	Inlet	31	50	41	49	50	48	43	38	28
	Outlet	31	49	43	53	48	48	43	37	26
	Breakout	19	50	36	41	30	35	34	29	22
125VAR	Inlet	36	50	43	56	55	52	47	42	31
	Outlet	37	50	46	57	54	55	46	39	28
	Breakout	26	46	34	40	37	44	40	33	23
150VAR	Inlet	44	61	52	60	59	60	60	53	43
	Outlet	45	58	52	60	60	62	59	53	43
	Breakout	32	61	45	45	40	47	49	38	29
200VAR	Inlet	47	56	56	60	62	63	62	58	52
	Outlet	47	55	57	64	64	63	62	57	48
	Breakout	33	47	56	46	40	50	49	38	31
250VAR	Inlet	52	58	61	65	66	69	67	60	56
	Outlet	53	61	62	68	68	70	68	60	53
	Breakout	37	53	54	50	48	55	52	36	30
315VAR	Inlet	56	59	80	75	73	72	69	64	58
	Outlet	55	61	68	73	70	72	68	61	56
	Breakout	39	46	65	54	55	56	53	41	33

\* Sound levels taken at medium-level pressure

## DIMENSIONS



Model Number TD-EVO-..	Dimensions, mm								App. wt. kg
	A	B	C	DØ	E	F	G	H	
100 VAR	302	181	201	97	29	107	133	100	1.7
125VAR	302	191	221	123	29	117	132	100	1.8
150VAR	326	221	240	147	25	126	165	120	3.0
200VAR	346	238	263	197	28	137	190	124	4.1
250VAR	390	289	306	247	40	159	230	155	6.2
315VAR	485	353	371	312	40	192	278	188	8.4

