

ALPHA RELIEF AIR VENTS



DESCRIPTION

The Alpha Relief Air Vents have been designed for air intake and exhaust applications or control of pressure within buildings. They may be used in a ducted system where the fan is mounted remotely to the cowl. Units are fitted with bird-mesh as standard to eliminate the risk of debris and birds entering the building.

There are 9 models in the range capable of handling air flows from 0.04 to 7.4m³/s.

Typical Applications

May be used as the air intake and discharge point where the fan is mounted remotely.

To control relief air and the pressure within buildings.

Features

- Lightweight, corrosion-proof construction.
- The pressure losses are approximately the same for exhaust and air intake.
- Protective bird-mesh guards are fitted as standard.
- 'MRV' and 'RV' units are designed for curb mounting.
- The 'PFR' units are designed to suit a range of metal deck roofs.
- Can be mounted at angles up to 30°.

Construction

MRV1, MRV2 and sizes 1 to 4 - Base and cowl are made of UV-stabilised plastic.

Sizes 5 & 6 - Base is made of fibreglass with a UV-stabilised plastic cowl.

Steel components have a corrosion-resistant finish.

Bird-mesh guards are fitted as standard.

SUGGESTED SPECIFICATION

The Relief Air Vents shall be of the MRV/RV/PFR Series (delete as appropriate) as designed and manufactured by Fantech Pty Ltd.

Each unit shall incorporate bird-mesh guards and be constructed from UV-stabilised plastic, or fibreglass and UV-stabilised plastic. Steel components shall have a corrosion resistant finish.

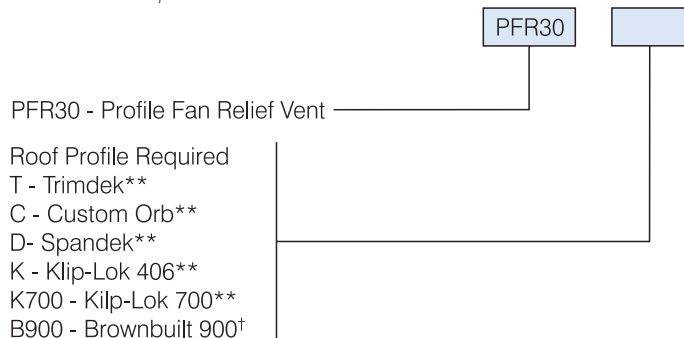
HOW TO ORDER

MRV & RV - Relief Vents

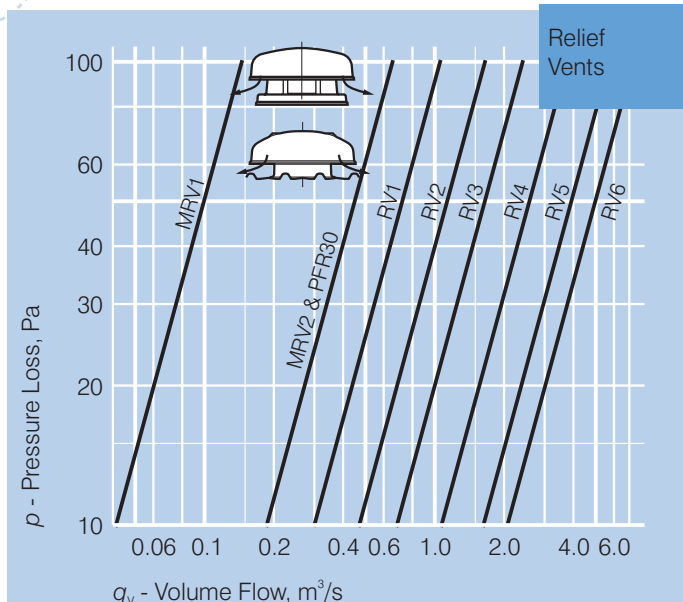
Select model required to handle the air quantity nominated from the performance graph.

PFR - Relief Vent

For the PFR30, use the How to Order below.

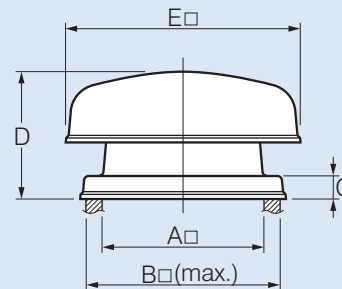


** Registered trade mark of Bluescope Steel Limited
† Available in New Zealand only

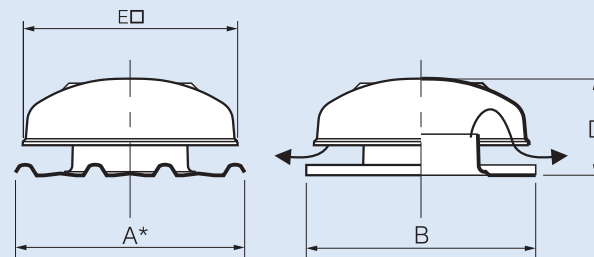


DIMENSIONS

MRV & RV - Relief Vents



PFR - Relief Vent



Model	Dimensions, mm					App. wt. kg	Min. Free Area m ²
	A	B	C	D	E		
MRV1	210	260	30	200	310	1.0	0.017
MRV2	350	410	55	350	570	3.0	0.073
RV1	400	500	95	380	670	5.0	0.110
RV2	510	610	90	450	770	7.0	0.170
RV3	670	770	90	560	890	11.0	0.270
RV4	780	980	85	640	1180	16.0	0.410
RV5	900	1100	85	700	1395	20.0	0.530
RV6	1100	1360	85	700	1640	23.0	0.820
PFR30..	See Below	640	-	265	570	3.0	0.073

PFR Dimensions, mm, A*:-

Trimdek**	620	Klip-Lok 700**	497	Spandek**	490
Klip-Lok 406**	440	Custom Orb**	500	Brownbuilt 900†	508



Scan the QR code to view more information online.

