

# Ezifit Thru Wall Exhaust Fan



## CONTENTS & INSTALLATION INSTRUCTIONS

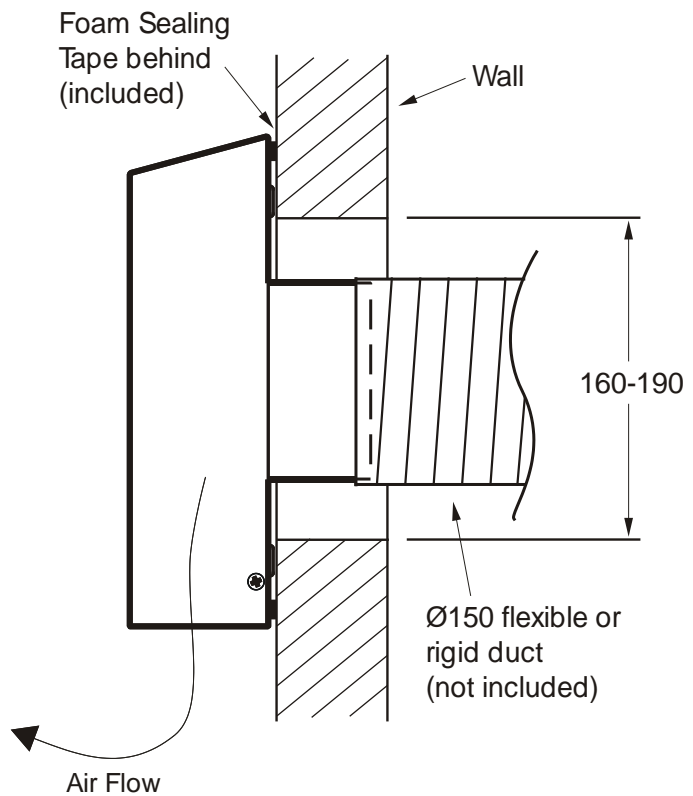
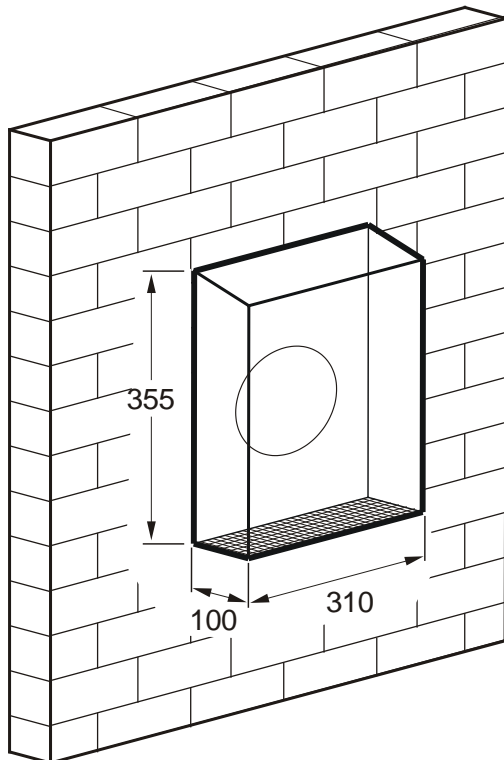
### Contents:

Ezifit Fan	(EWE152, EWE152-BFC, EWE154, EWE154-BFC)	1 off.
Installation Instruction		1 off.
Foam Sealing Tape 1.3m		1 off.
Self-Tapping Screws		4 off.
Nylon Masonry Anchors		4 off.

### Also available on request:

### Product Number

Flexible duct 150 dia. x 6m long	DUCT150-6M
Internal ceiling exhaust grille	ALG150
Duct Joiners	JOINER150
Y Piece	YP-150-150-150
Speed Control Switch	VA2.0



## Inspection:

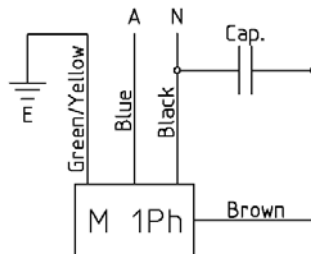
Ensure the unit has arrived in good condition and that the impeller will spin freely.

## Installation:

1. Installation of this product should be carried out by appropriately qualified persons.
2. This fan is designed for connection to 150mm duct using duct tape or clamps.
3. Cut either a circular or square hole in the wall between 160-190mm diameter/ square. Ensure a clean edge.
4. Check the fit of the duct (and clamp if used) in the cut hole. The duct must be positioned horizontally through the hole.
5. Fit the foam sealing tape supplied to rear of fan housing. Run tape around the outside of the four mounting holes and ensure the tape join is along the bottom of the housing for effective seal.
6. Remove cover from fan by un-doing the side fixing screws.
7. Position the fan on the wall with the airflow arrow pointing down.
8. Use fan for template to mark and drill holes for power cable and fastening screws.
9. Pull power cable through assigned hole and attach duct to the spigot.
10. Fix fan to wall with appropriate fastening screws.
11. Connect electrical cable to terminal block in accordance to the wiring diagram (**This is to be done by a qualified electrician**).
12. Test run the fan to ensure free rotation.
13. Refit Cover.

## Electrical Connections:

This product is designed to be wired by a qualified electrician.



## Safety Considerations:

1. All connections must be in accordance with any local regulations. This product must be installed by a licensed electrician. Minimum size cable to be used is 2.5mm<sup>2</sup>.
2. The Licensed Electrical installer must ensure that an approved means of disconnection be incorporated into the fixed wiring.
3. Fans have automatic thermal cut-out switches incorporated in the motor as standard.
4. This fan is not suitable for use in corrosive or explosive atmospheres.
5. This appliance is not intended for use by persons (including children) with reduced physical, sensory or mental capabilities, or lack of experience or knowledge, unless they have been given supervision or instruction concerning its use. Young children should be supervised to ensure that they do not play with the appliance.
6. For duct or partition mount, precautions must be taken to avoid the back-flow of gases into the room from the open flue of gas or other fuel-burning appliances.

# GOODS AND WARRANTY

1. When supplying goods to a consumer, the following mandated statement applies:  
*"Our goods come with guarantees that cannot be excluded under the Australian Consumer Law. You are entitled to a replacement or refund for a major failure and for compensation for any other reasonably foreseeable loss or damage. You are also entitled to have the goods repaired or replaced if the goods fail to be of acceptable quality and the failure does not amount to a major failure."*
2. The benefits of this warranty are in addition to any rights and remedies imposed by Australian State and Federal legislation that cannot be excluded. Nothing in this warranty is to be interpreted as excluding, restricting or modifying any State or Federal legislation applicable to the supply of goods and services which cannot be excluded, restricted or modified.
3. Subject to the conditions and limitation below, the Company warrants products of its manufacture to be free of defects in workmanship and/or materials at the time of delivery to the Buyer.
4. Any part, assembly or portion thereof found to be defective within one year from the date of commissioning or eighteen (18) months from date of shipment from our factory, whichever is the sooner, unless expressly stated otherwise in the Company's Publications or Literature, will be repaired or exchanged F.O.B factory.
5. The Company reserves the right to replace defective parts of the goods with parts and components of similar quality, grade and composition where an identical component is not available.
6. Goods presented for repair may be replaced by refurbished goods of the same type rather than being repaired. Refurbished parts may be used to repair the goods.
7. Goods or parts that have been returned for repair (except where the repair is as a result of the Company's failure to comply with the statutory guarantees in the ACL) or warranty assessment are deemed to have been abandoned by the Buyer if not collected within 30 days after the Company has notified the Buyer in writing of the warranty assessment outcome or the completed repair.
8. The Company reserves the right to dispose or otherwise deal with an abandoned product or part at its discretion.
9. This warranty does not apply if:
  - (i) the goods have not been paid for by the Buyer as per the credit terms provided; or
  - (ii) the goods have not been installed in accordance with AS NZS 3000/2000 Australian/New Zealand Wiring rules; or
  - (iii) the goods have been misused or neglected.
10. The Company assumes no responsibility under this warranty for the labour costs involved in the removal of defective parts, installation of new parts or service charges related thereto.
11. If a fault covered by this warranty occurs, the Buyer must first contact the Company at the contact address listed below.
12. Any warranty claim must be accompanied by:
  - (i) proof of purchase;
  - (ii) written details of the alleged defect; and
  - (iii) appropriate documentation (such as installation and maintenance records etc).
13. The Company shall have the option of requiring the return of the defective part (transportation prepaid by the Buyer) to establish the claim.
14. The Company makes no warranties or representations other than set out in this clause 7.
15. The repair or exchange of the goods or part of the goods, is the absolute limit of the Company's liability under this express warranty.



**FANTECH**  
Intelligent Ventilation

## Fantech Contacts

**Head Office**  
**Victoria - Melbourne**  
A.B.N. 11 005 434 024  
Ph: +61 (3) 9554 7845  
Fax: +61 (3) 9554 7833

---

**Australia**  
Adelaide (08) 8294 0530  
Brisbane (07) 3299 9888  
Darwin (08) 8947 0447  
**Melbourne H.O. (03) 9554 7845**  
Perth (08) 9209 4999  
Sydney (02) 8811 0400

**New Zealand**  
Auckland H.O. (09) 444 6266  
Christchurch (03) 379 8622  
Wellington (04) 566 0532

---

**Asia**  
For agents in the Asian region  
call (603) 7846 0340  
or visit [www.elfantechasia.com](http://www.elfantechasia.com)

**www.fantech.com.au**